




Segatrici circolari in lamiera zincata specifiche per il taglio del legno, ideali per soddisfare le esigenze di taglio in cantiere in carpenteria. Permettono di operare su tavole di legno, pannelli da cantiere in legno o lamellare. Robuste, stabili, affidabili e facili da trasportare. Rispettano le normative vigenti in termini di sicurezza.

Circular galvanized saws specific for cutting of wood, ideal to satisfy the cutting requirements on the construction site in carpentry. This saw work on wooden planks, site panels and wooden or laminar structural works.


Robust, stable, reliable and easy to carry. Respt the current safty regulations.



PIANO FISSO CON PROLUNGA RECLINABILE  
FIXED TOP WITH RECLINING EXTENDABLE WORKTOP

TRASMISSIONE A CINGHIE  
DRIVE BELT

## PANORAMIC 315-350



LAMA REGOLABILE  
ADJUSTABLE BLADE


## PANORAMIC 400



LAMA FISSA  
FIXED BLADE

<b>DATI TECNICI TECHNICAL DATA</b>	<b>PANORAMIC 315</b>	<b>PANORAMIC 350</b>	<b>PANORAMIC 400</b>
ALTEZZA DI TAGLIO CUT HEIGHT	100 mm	135 mm	150 mm
POTENZA MOTORE POWERFUL ENGINE	1,85 kW 220 / 380 V - 50 Hz	1,85 kW 220 / 380 V - 50 Hz	2,0 kW 220 / 380 V - 50 Hz
DIAMETRO DISCO BLADE DIAMETER	315 mm	350 mm	400 mm
FORO DEL DISCO BLADE HOLE	25,4 mm	25,4 mm	25,4 mm
DIMENSIONI BANCO WORKTOP DIMENSIONS	650x900 mm	800x1000 mm	800x1000 mm
DIMENSIONI DIMENSIONS	700x1530x930 mm	860x1600x1000 mm	900x1680x1020 mm
PESO WEIGHT	75 kg	80 kg	85 kg

## LAMA / BLADE



<b>DATI TECNICI TECHNICAL DATA</b>	<b>WOOD PRO 315</b>	<b>WOOD PRO 350</b>	<b>WOOD PRO 400</b>
DIAMETRO DISCO BLADE DIAMETER	315 mm	350 mm	400 mm
FORO DEL DISCO BLADE HOLE	25,4 mm	25,4 mm	25,4 mm
DIMENSIONI DIMENSIONS	3,3/20	3,3/24	4,0/28

BETA DIAMOND TOOLS SRL  
VIA DELL'INDUSTRIA, 60  
29122 PIACENZA PC  
Tel. 0523-579662/ 0523-579762  
info@betadiamondtools.com  
www.betadiamondtools.com

---

**BETA** *diamond*  
tools